



YOUR ONE-STOP EV CHARGE PARTNER

High power fast to compact slow,
commercial fleets to individual homes,
8 wheelers to 2 wheelers,
all your EV charging needs taken care of.

MADE IN INDIA

EVRE

PRODUCT RANGE

AC CHARGERS



HALO

Ideal for residential, commercial, work places & fleets

- 3.3 kW to 22 kW AC
- 16 A / industrial / Type-2 options
- 3.3 kW + 7.4 kW hybrid option
- IP-66 & IK-10 rated fire retardant polycarbonate enclosure



ION

Tailor-made solution for parking lots

- 2 outputs, 7.4 kW to 44 kW AC
- 1 / 3 phase Type-2 connectors
- 3.3 kW for auxiliary loads such as vacuum, washer, etc.
- Integrated camera for license plate recognition & parking space availability detection
- IP-55 & IK-08 rated aluminium enclosure



INFINITY

For places where aesthetics matter

- 7.4 kW to 44 kW AC
- 1 / 3 phase Type-2 connector
- Premium design & experience
- IP-55 & IK-10 rated aluminium enclosure



AC-001

Robust charger for commercial & fleets

- 3 outputs, 3.3 kW to 7.4 kW AC
- 16 A / industrial / Type-2 connector options
- BEVAC-001 certified
- IP-54 & IK-10 rated aluminium enclosure



PRODUCT RANGE

DC CHARGERS



SONIC 30

Fast charging

- 30 kW DC, up to 1,000 VDC
- Single CCS2 connector
- Dynamic power management
- Full range of electrical protections
- Proactive detections including smoke & impact
- IP-54 & IK-10 rated aluminium enclosure



SONIC 60 / 90 / 120 SUPER SONIC 180 / 240

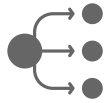
Fast to super-fast charging

- 60 kW to 240 kW DC, up to 1,000 VDC
- 60 kW upgradable to 90 kW / 120 kW
- 180 kW upgradable to 240 kW
- Single / dual / quadruple, CCS2 connectors
- Dynamic power & demand management
- Cable management
- Full range of electrical protections
- Proactive detections including smoke & impact
- IP-54 & IK-10 rated aluminium enclosure



FEATURES BUILT FOR YOU

CONVENIENCE



Dynamic power management



Plug & charge



Parking availability & reservation

COMPATIBILITY



Charges all EVs



OCPP 1.6J compliant



P2P & offline charging

CONNECTIVITY



Wi-Fi, 4G, Ethernet & BLE



OTA & remote diagnostics



Real-time telemetry data

CONTINUITY



Robust design & build



Comprehensive protections



Automated cable retraction

*All chargers come with a range of customization options
that suit your charging needs.*

COMPREHENSIVE PROTECTIONS

LASTING SAFETY



ELECTRICAL

Protecting user, EV & charger from:

- Over / under voltage
- Over current
- Isolation faults
- Earth disconnect
- Voltage surge
- Short circuit
- Residual current



PREVENTIVE

Pro-active monitoring of critical indicators:

- Over temperature
- Contactor / relay weld
- Fuse status
- Enclosure open
- Impact or tilt
- Theft detection
- Smoke



CABLE

Safeguarding EV charging cable & connector from:

- Theft & vandalism
- Dust, water, debris & insects

OUTSTANDING USER EXPERIENCE

POWERED BY PATENTED TECHNOLOGY



Automated user authentication through license plate recognition



Charger & parking space availability & reservation



Seamless, app-less billing & payments



EV-specific charging patterns & data for fleets

OUR PATENTED TECHNOLOGY ENABLES
A PERFECT EV CHARGING EXPERIENCE





DRIVEN BY CORE TECH

SOLID IN-HOUSE R&D

CENTRALIZED POWER CUBE

Automated & optimized power distribution across the hub:

- 10 kW to 240 kW per output
- Uniform rectifier utilization
- Scalable design
- Customizable configuration

DYNAMIC POWER & PHASE MANAGEMENT

Intelligent power distribution based on availability & EVs plugged-in:

- Phase balancing
- Throttled charging
- Scheduled charging
- Charging priority

VEHICLE TO GRID

Enabling energy to be pushed from the EV to power the grid / home.

PLUG & CHARGE

Seamless EV charging through:

- License plate recognition
- ISO 15118

WATCHDOG

Self monitoring to detect & recover from:

- Faults
- Connectivity failures

DIAGNOSTICS

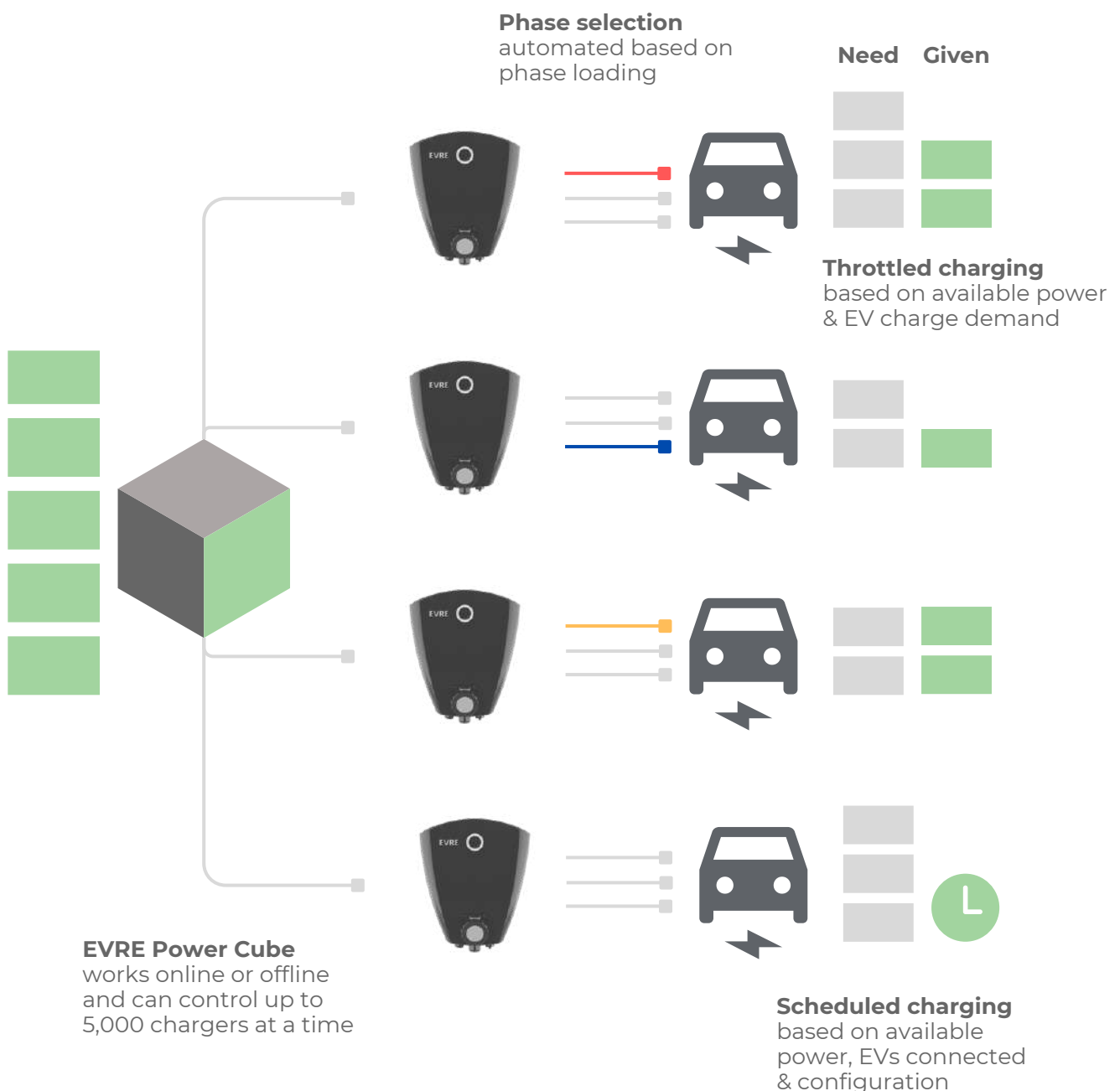
Predicts potential failures, minimizing:

- User dissatisfaction
- Downtime
- Maintenance costs

DYNAMIC POWER MANAGEMENT

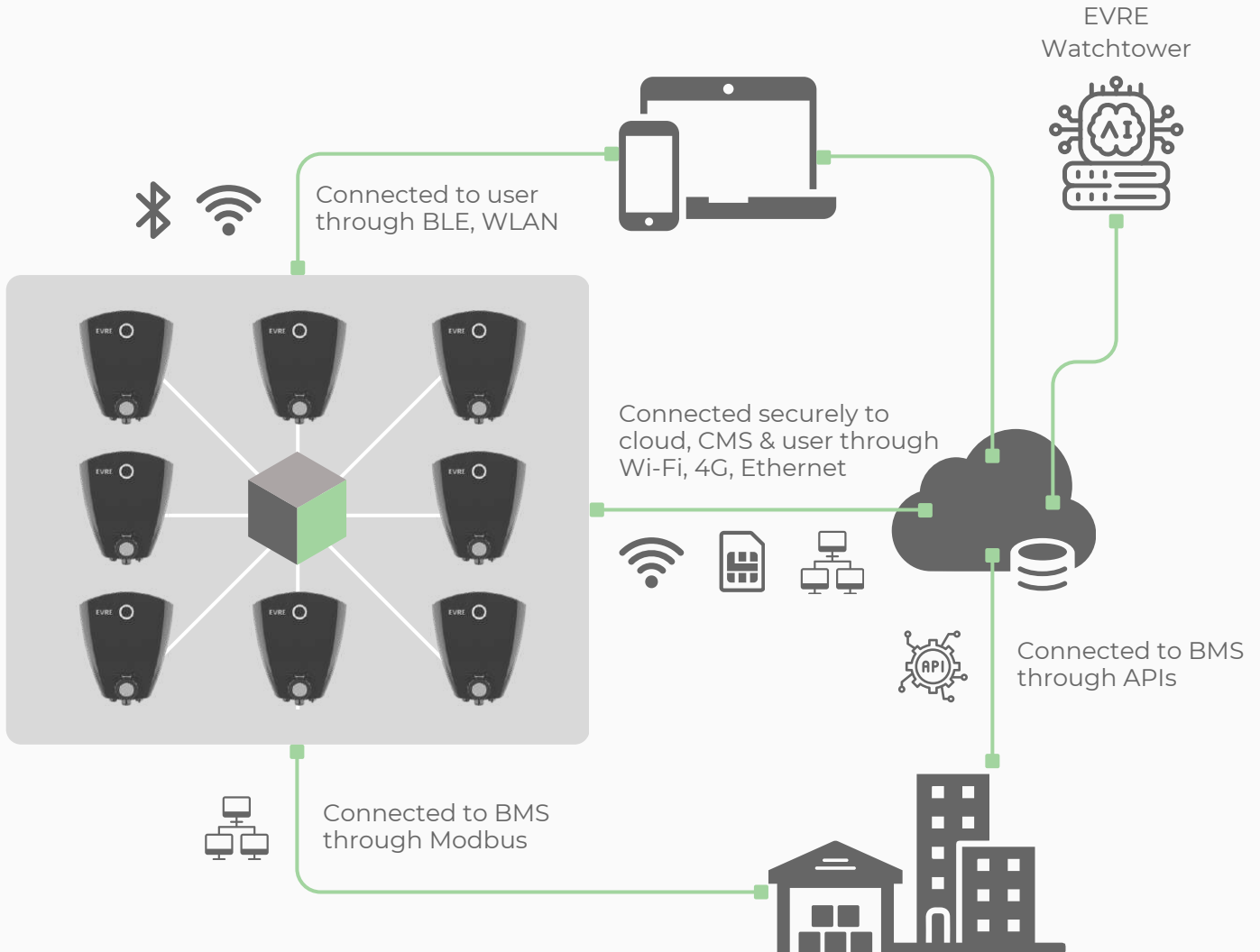
FOR OPTIMIZED CHARGING

Intelligent & dynamic distribution, automated based on total available power, EVs plugged-in, load on phases, configured parameters, charge scheduling and real-time requests



ENHANCED CONNECTIVITY

FOR EVERY ENVIRONMENT



OCPP 1.6J

Completely compliant & tested with 30+ CMS platforms including:

- Jio BP
- Adani Total
- Blink
- BluSmart
- Indian Oil
- MG eHub
- BESCOM

WATCHTOWER

Maximizing safety, charger uptime & performance:

- Status & diagnostic
- Fault auto-recovery
- Firmware OTA
- Configuration OTA
- 24X7 fault monitoring
- Predictive diagnostics

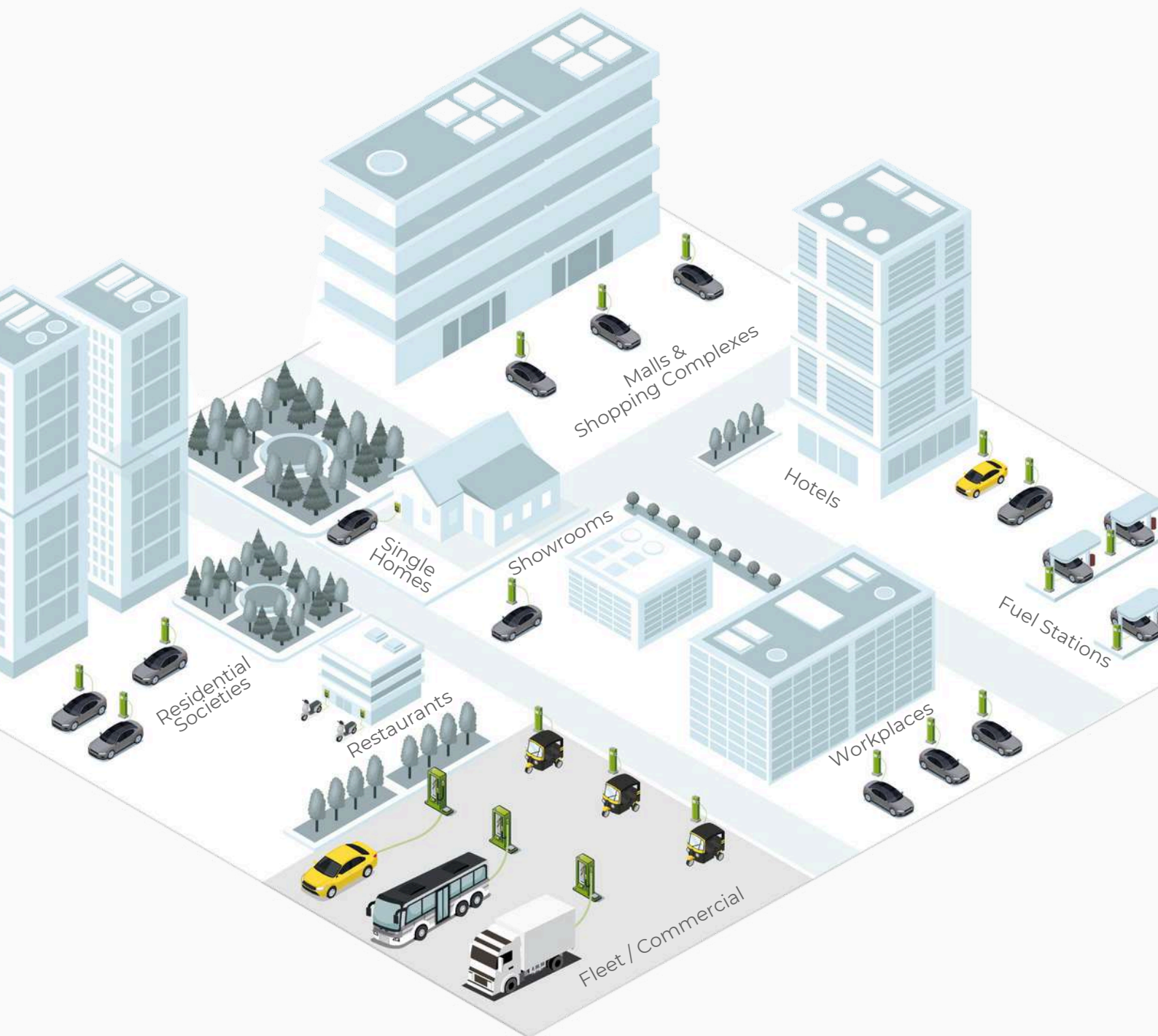
INTEGRATION

Data integration with external systems:

- Building management
- Energy management
- Charging management
- SCADA network

SOLUTION FOR EVRE NEED

WE MATCH YOUR NEED WITH THE RIGHT
PRODUCT & SOLUTION CONFIGURATION



TAILORED FOR YOU



EVRE BESPOKE

We customize:

- Features & functionality
- Displays, UI & UX
- Enclosure branding & colors
- Messages, protocols & APIs
- Mounting & pedestals





COMMITTED TO YOU

PROVEN & TRUSTED ACROSS 100+ CITIES

EVRE PROJECT

- Solution consultation
- Design & engineering
- Procurement & execution
- Installation & commissioning

EVRE ASSURE

- Standard warranty
- Customizable AMC
- Spares management
- Firmware updates

EVRE SUPPORT

- Dedicated account manager
- Training programs
- Email, Phone, WhatsApp & CRM

EVRE WATCHTOWER

- Automated health check
- Remote diagnostics
- Fault auto recovery

WE ARE EVRE

EVRE was founded by a team with extensive experience in the EV industry, having previously worked with leading brands including Audi & Chrysler in the USA & Germany.

We have comprehensive expertise in the charging industry, covering all aspects end-to-end. Our capabilities include:



Design &
Development



Manufacturing



Charging
Solutions
& Service



Setup &
Operating
Charging Infra



Founded in

2017

Passionate team of

50+


Operating charging points

1,800+

Charger uptime

>97%





EVRE REASON TO TRUST US



30+
Leading clients
across categories




5,000+
Chargers deployed



100+
Cities & towns
covered



~ 70%
Localisation
achieved. Proudly
made in India in
our in-house
facilities



RELIABLE, EFFICIENT AND STRESS-FREE

EV CHARGING SOLUTIONS FOR YOUR CUSTOMERS, COMMUNITIES & FLEETS

Simplify your EV Charging with us in 3 steps

1

Consultation

Schedule a meeting to discuss your specific charging needs

2

Custom Solution

Receive a tailored solution and seamless installation

3

Continued Support

Enjoy ongoing maintenance & support, unmatched uptime

A scenic landscape featuring a winding asphalt road that curves through lush green hills. The road is flanked by vibrant green grass and scattered trees. In the distance, a river flows through a valley. The sky is a clear blue with a few white clouds. The overall atmosphere is bright and natural.

CHARGE FOR CHANGE

At EVRE, our mission is to empower sustainable mobility by creating innovative, world-class EV charging solutions that power the EV revolution.

We are committed to reducing the impact of global warming, driving the adoption of clean energy, and nurturing a greener planet, one charger, one EV, one fleet, one community at a time.



HALO

VERSATILE USE FOR YOUR 2, 3 & 4 WHEELER



SOCKET

3.3 kW

Power output through:

- 16 A socket
- or
- Industrial connector (IEC 60309)

TYPE-2

7.4 kW to 22 kW

Power output through:

- Type-2 connector (IEC 62196)

HYBRID

10 kW combined


Power output through:

- Type-2 connector (IEC 62196)
- and
- 16A socket
- or
- Industrial connector (IEC 60309)

HALO VARIANTS & SPECIFICATIONS



S- Standard; O- Option		Halo 3-S	Halo 7-S	Halo 10-D	Halo 22-S
POWER INPUT	Input Voltage	230 VAC ($\pm 20\%$); 1 ϕ			415 VAC ($\pm 15\%$); 3 ϕ
	Input Current	16 A	32 A	48 A	32 A / ϕ
	Max. Input Power	3.3 kW	7.4 kW	10 kW	22 kW
	Wiring	L1, N, PE			L1, L2, L3, N, PE
	Standby Power	<4 W			
	Internal Battery	2-hour power backup for controller			
POWER OUTPUT	Number of Outputs	1		2	1
	Output Rating	230 VAC ($\pm 20\%$), 16 A; 1 ϕ	230 VAC ($\pm 20\%$), 32 A; 1 ϕ	1: 230 VAC ($\pm 20\%$), 32 A; 1 ϕ 2: 230 VAC ($\pm 20\%$), 16 A; 1 ϕ	230 VAC ($\pm 20\%$), 32 A / ϕ ; 3 ϕ
	Max. Output Power	3.3 kW	7.4 kW	1: 7.4 kW 2: 3.3 kW	22 kW
	Energy Metering	Class-1 (AC) / 1 ϕ		Class-1 (AC) / 3 ϕ	
	Charge Resume	Configurable charge resume after power failure / fault recovery			
CHARGING INTERFACE	Connector	IEC 60309 / 3-pin 16 A	IEC 62196 (Type-2); 1 ϕ	1: IEC 62196 (Type-2); 1 ϕ 2: IEC 60309 / 3-pin 16 A	IEC 62196 (Type-2); 3 ϕ
	Connector Cable	-	5 meters / Customizable (for Type-2)		
PROTECTION	Plug-out Protection	Output terminated upon charging connector plug-out			
	Ground Fault	AC current leakage: 30 mA GFCI			
		DC current leakage: 6 mA GFCI			
	Surge Protection	Class-II, 2-pole SPD			Class-II, 4-pole SPD
	Electrical & Safety	Over current, Over voltage, Under voltage, Over temperature, Earth disconnection, Phase reversal, Short circuit, Relay weld, Control pilot failure, EV diode failure			
Other Detections	Smoke, Tilt, Impact, Enclosure open				
USER INTERFACE & STATUS INDICATORS	Buttons	Emergency stop			
	User Authentication	QR code, Mobile app, Remote start, RFID, Pin / OTP (optional), License plate (optional)			
	Status LED	Multi-color LED: Power, Charging, Diagnostic			
	Display	3.5" circular (non-touch) / 3.5" rectangular (touch) / 20x4 character display (non-touch)			
INTELLIGENCE	Power Management	Scheduled charging	Scheduled charging, Throttled charging, Phase switching		
	Computer Vision	Parking slot availability, Vehicle detection, License plate recognition			
	Configuration	Dark store & forward / Complete offline / Plug & charge			
COMMUNICATION	Charger to EV	-	Pilot line communication (Type-2 / IEC 62196)		
	Cloud Connectivity	Wi-Fi			
		4G, Ethernet			
		BLE / WLAN to mobile app, P2P / LAN to local server			
	Communication Protocol	OCPP 1.6 J			
	Customizable				
ENVIRONMENTAL	Operating Temperature	-25° C to +55° C			
	Operating Humidity	5 to 95 % relative humidity, non-condensing			
MECHANICAL	Dimensions	340 mm (H) x 300 mm (W) x 107 mm (D)			
	Material	Fire retardant polycarbonate			
	Ingress Rating	IP-66			
	Impact	IK-10			
	Cooling	Natural			
	Mounting	Wall mount			
		Pedestal: 1,250 mm (H) x 230 mm (W) x 60 mm (D)			
CERTIFICATIONS	IS 17017 / IEC 61851	ARAI	ARAI	-	-
	CE	In-process			



INFINITY

PREMIUM CHARGING EXPERIENCE



CUSTOMIZABLE DUAL OUTPUTS

7.4 kW to 44 kW

Power output through:

- Type-2 connector (IEC 62196)

FUTURISTIC DESIGN

- World-class design
- Simplified EV charging
- Robust aluminium body
- IP-55 & IK-10 rated

RANGE OF OPTIONS

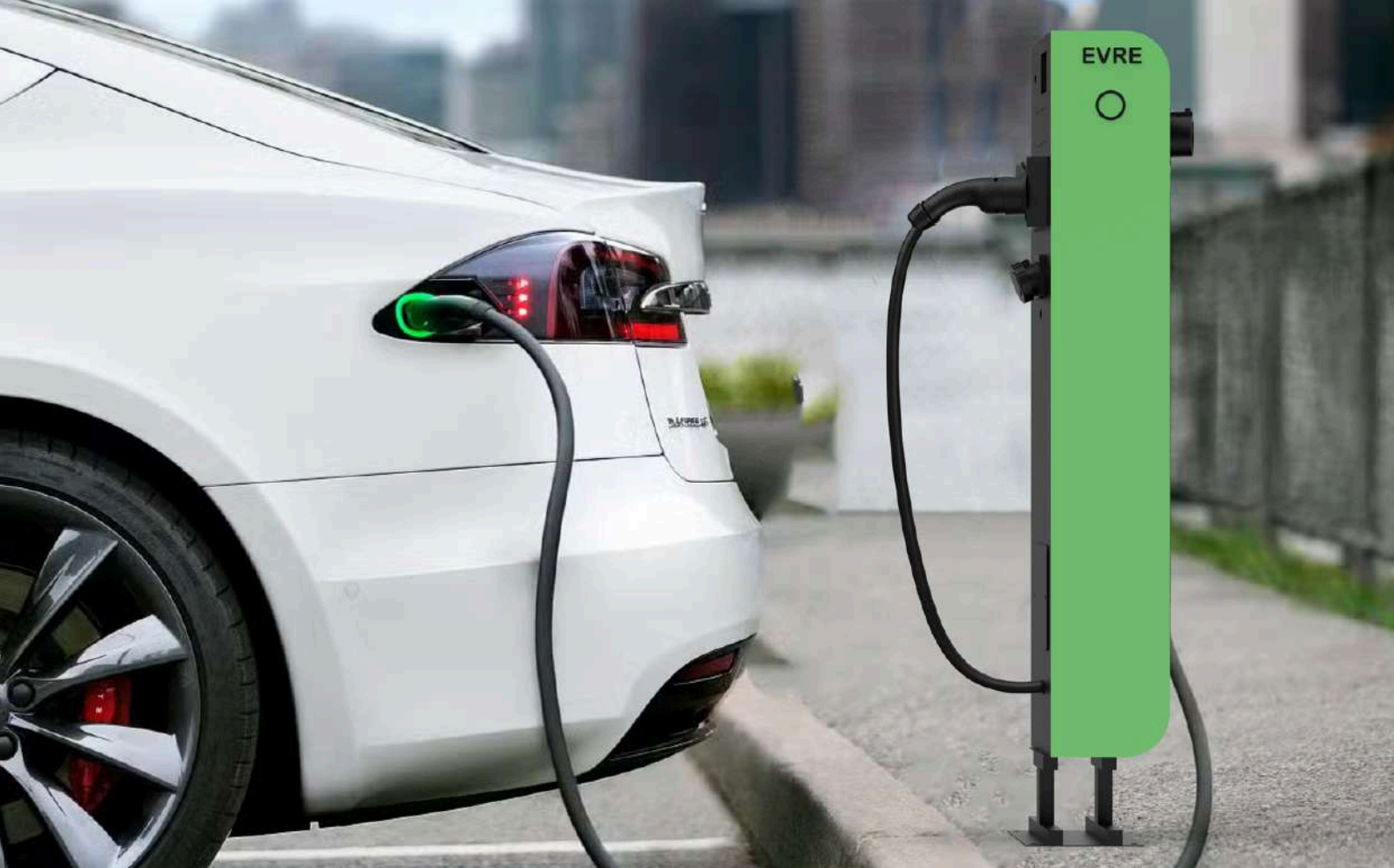
- RFID, QR, App, ALPR authentication
- 4G, Wi-Fi, ethernet connectivity
- Electrical protections for safety of user, EV, charger & location
- OCPP 1.6J

INFINITY

VARIANTS & SPECIFICATIONS



S- Standard; O- Option			Infinity 7-S	Infinity 15-D	Infinity 22-S	Infinity 44-D
POWER INPUT	Input Voltage	S	230 VAC ($\pm 20\%$); 1 ϕ		415 VAC ($\pm 15\%$); 3 ϕ	
	Input Current	S	32 A	64 A	32 A / ϕ	64 A / ϕ
	Max. Input Power	S	7.4 kW	15 kW	22 kW	44 kW
	Wiring	S	L1, N, PE		L1, L2, L3, N, PE	
	Standby Power	S	<5 W			
	Internal Battery	O	2-hour power backup for controller			
POWER OUTPUT	Number of Outputs	S	1	2	1	2
	Rating / Output	S	230 VAC ($\pm 20\%$), 32 A; 1 ϕ		230 VAC ($\pm 20\%$), 32 A / ϕ ; 3 ϕ	
	Max. Power / Output	S	7.4 kW		22 kW	
	Energy Metering	S	Class-1 (AC) / 1 ϕ		Class-1 (AC) / 3 ϕ	
	Charge Resume	S	Configurable charge resume after power failure / fault recovery			
CHARGING INTERFACE	Connector	S	IEC 62196 (Type-2); 1 ϕ	IEC 62196 (Type-2); 1 ϕ × 2 Nos.	IEC 62196 (Type-2); 3 ϕ	IEC 62196 (Type-2); 3 ϕ × 2 Nos.
	Connector Cable	S	5 meters / Customizable			
PROTECTION	Plug-out Protection	S	Output terminated upon charging connector plug-out			
	Ground Fault	S	AC current leakage: 30 mA GFCI			
		O	DC current leakage: 6 mA GFCI			
	Surge Protection	O	Class-II, 2-pole SPD		Class-II, 4-pole SPD	
	Electrical & Safety	S	Over current, Over voltage, Under voltage, Over temperature, Earth disconnection, Phase reversal, Short circuit, Relay weld, Control pilot failure, EV diode failure			
Other Detections	O	Smoke, Tilt, Impact, Enclosure open				
USER INTERFACE & STATUS INDICATORS	Buttons	S	Emergency stop			
	User Authentication	S	QR code, Mobile app, Remote start, RFID, License plate (optional)			
	Status LED	S	Multi-color LED: Power, Charging, Diagnostic			
INTELLIGENCE	Power Management	O	Scheduled charging, Throttled charging, Phase switching (for 1 ϕ)			
	Computer Vision	O	Parking slot availability, Vehicle detection, License plate recognition			
	Configuration	S	Dark store & forward / Complete offline / Plug & charge			
COMMUNICATION	Charger to EV	S	Pilot line communication (Type-2 / IEC 62196)			
	Cloud Connectivity	S	Wi-Fi			
		O	4G, Ethernet			
		O	BLE / WLAN to mobile app, P2P / LAN to local server			
	Communication Protocol	S	OCPP 1.6 J			
O	Customizable					
ENVIRONMENTAL	Operating Temperature	S	-25° C to +55° C			
	Operating Humidity	S	5 to 95 % relative humidity, non-condensing			
MECHANICAL	Dimensions	S	554 mm (H) × 476 mm (W) × 200 mm (D)			
	Material	S	Aluminium			
	Ingress Rating	S	IP-55			
	Impact	S	IK-10			
	Cooling	S	Natural			
	Mounting	S	Wall mount			
O	Pedestal: 1,472 mm (H) × 200 mm (W) × 270 mm (D)					
CERTIFICATIONS	IS 17017 / IEC 61851	S	In-process			
	CE	S	In-process			



ION

ELIMINATING THE HASSLE & MISUSE OF RFID CARDS & AUTHENTICATION METHODS



CUSTOMIZABLE OUTPUTS

7.4 kW to 44 kW

Dual Power output:

- Type-2 connector (IEC 62196)

3.3 kW

Power output for:

- Auxiliary loads such as vacuum cleaners, washers, etc.
- Controlled access to power

INTEGRATED COMPUTER VISION

Enables:

- Parking space availability detection
- Anti-collision assistance
- Automatic user authentication through license plate
- EV-specific charging patterns & data

RANGE OF OPTIONS

- RFID, QR, App, Pin, ALPR authentication
- Touch / non-touch display
- 4G, Wi-Fi, ethernet connectivity
- Electrical protections for safety of user, EV, charger & location
- OCPP 1.6J

ION VARIANTS & SPECIFICATIONS



		S- Standard; O- Option	Ion 15-D	Ion 22-D	Ion 44-D	Ion 88-D
POWER INPUT	Input Voltage	S	230 VAC ($\pm 20\%$); 1 ϕ	415 VAC ($\pm 15\%$); 3 ϕ		
	Input Current	S	64 A	32 A / ϕ	64 A / ϕ	130 A / ϕ
	Max. Input Power	S	15 kW	22kW	44 kW	88 kW
	Wiring	S	L1, N, PE	L1, L2, L3, N, PE		
	Standby Power	S	<5 W			
	Internal Battery	O	2-hour power backup for controller			
POWER OUTPUT	Number of Outputs	S	2			
	Rating / Output	S	230 VAC ($\pm 20\%$), 32 A; 1 ϕ	230 VAC ($\pm 20\%$), 16 A / ϕ ; 3 ϕ	230 VAC ($\pm 20\%$), 32 A / ϕ ; 3 ϕ	230 VAC ($\pm 20\%$), 64 A / ϕ ; 3 ϕ
	Max. Power / Output	S	7.4 kW	11 kW	22 kW	44 kW
	Energy Metering	S	Class-1 (AC) / 1 ϕ	Class-1 (AC) / 3 ϕ		
	Charge Resume	S	Configurable charge resume after power failure / fault recovery			
CHARGING INTERFACE	Connector	S	IEC 62196 (Type-2) \times 2 Nos.			
	Connector Cable	S	5 meters / Customizable			
PROTECTION	Plug-out Protection	S	Output terminated upon charging connector plug-out			
	Ground Fault	S	AC current leakage: 30 mA GFCI			
		O	DC current leakage: 6 mA GFCI			
	Surge Protection	O	Class-II, 2-pole SPD	Class-II, 4-pole SPD		
	Electrical & Safety	S	Over current, Over voltage, Under voltage, Over temperature, Earth disconnection, Phase reversal, Short circuit, Relay weld, Control pilot failure, EV diode failure			
USER INTERFACE & STATUS INDICATORS	Other Detections	O	Smoke, Tilt, Impact, Enclosure open			
	Buttons	S	Emergency stop			
	User Authentication	S	QR code, Mobile app, Remote start, RFID, Pin / OTP (optional), License plate (optional)			
	Status LED	S	Multi-color LED: Power, Charging, Diagnostic			
INTELLIGENCE	Display	O	3.5" circular (non-touch) / 3.5" rectangular (touch) / 20x4 character display (non-touch)			
	Power Management	O	Scheduled charging, Throttled charging, Phase switching (for 1- ϕ)			
	Computer Vision	O	Parking slot availability, Vehicle detection, License plate recognition, Anti-collision assistance			
COMMUNICATION	Configuration	S	Dark store & forward / Complete offline / Plug & charge			
	Charger to EV	S	Pilot line communication (Type-2 / IEC 62196)			
	Cloud Connectivity	S	Wi-Fi			
		O	4G, Ethernet			
		O	BLE / WLAN to mobile app, P2P / LAN to local server			
Communication Protocol	S	OCPP 1.6 J				
ENVIRONMENTAL	Communication Protocol	O	Customizable			
	Operating Temperature	S	-25° C to +55° C			
MECHANICAL	Operating Humidity	S	5 to 95 % relative humidity, non-condensing			
	Dimensions	S	1,200 mm (H) \times 270 mm (W) \times 200 mm (D)			
	Material	S	Aluminium			
	Ingress Rating	S	IP-54			
	Impact	S	IK-08			
	Cooling	S	Natural			
CERTIFICATIONS	Mounting	S	Floor mount			
	IS 17017 / IEC 61851	S	In-process			



AC-001

ROBUST & VERSATILE FOR 2, 3 & 4 WHEELERS



CUSTOMIZABLE THREE OUTPUTS

3.3 kW / 7.4 kW

Power output through:

- 16A socket
- or
- Industrial connector (IEC 60309)
- or
- Type-2 connector (IEC 62196)

BHARAT AC-001 CERTIFIED

- BEVC-AC001 certification from ARAI
- Complaint for supply in Government tenders

RANGE OF OPTIONS

- RFID, QR, App, Pin, ALPR authentication
- Touch / non-touch display
- 4G, Wi-Fi, ethernet connectivity
- Electrical protections for safety of user, EV, charger & location
- OCPP 1.6J

AC-001

VARIANTS & SPECIFICATIONS



		S- Standard; O- Option	AC-001 / 10-T	AC-001 / 14-T	AC-001 / 18-T	AC-001 / 22-T
POWER INPUT	Input Voltage	S	415 VAC ($\pm 15\%$); 3 ϕ			
	Input Current	S	16 A / ϕ	$\phi 1$: 32 A; $\phi 2 \& 3$: 16 A	$\phi 1 \& 2$: 32 A; $\phi 3$: 16 A	32 A / ϕ
	Max. Input Power	S	10 kW	14 kW	18 kW	22 kW
	Wiring	S	L1, L2, L3, N, PE			
	Standby Power	S	<5 W			
	Internal Battery	O	2-hour power backup for controller			
POWER OUTPUT	Number of Outputs	S	3			
	Output Rating	S	230 VAC ($\pm 20\%$), 16 A; 1 ϕ <i>(All 3 Outputs)</i>	1: 230 VAC ($\pm 20\%$), 32 A; 1 ϕ 2: 230 VAC ($\pm 20\%$), 16 A; 1 ϕ 3: 230 VAC ($\pm 20\%$), 16 A; 1 ϕ	1: 230 VAC ($\pm 20\%$), 32 A; 1 ϕ 2: 230 VAC ($\pm 20\%$), 32 A; 1 ϕ 3: 230 VAC ($\pm 20\%$), 16 A; 1 ϕ	230 VAC ($\pm 20\%$), 32 A; 1 ϕ <i>(All 3 Outputs)</i>
	Max. Output Power	S	3.3 kW <i>(All 3 Outputs)</i>	1: 7.4 kW 2: 3.3 kW 3: 3.3 kW	1: 7.4 kW 2: 7.4 kW 3: 3.3 kW	7.4 kW <i>(All 3 Outputs)</i>
	Energy Metering	S	Class-1 (AC) / 3 ϕ			
	Charge Resume	S	Configurable charge resume after power failure / fault recovery			
CHARGING INTERFACE	Connector	S	IEC 60309 / 3-pin 16 A <i>(All 3 Outputs)</i>	1: IEC 62196 (Type-2); 1 ϕ 2 & 3: IEC 60309 / 3-pin 16 A	1 & 2: IEC 62196 (Type-2); 1 ϕ 3: IEC 60309 / 3-pin 16 A	IEC 62196 (Type-2); 1 ϕ <i>(All 3 Outputs)</i>
	Connector Cable	S	-	5 meters / Customizable <i>(for Type-2)</i>		
PROTECTION	Plug-out Protection	S	Output terminated upon charging connector plug-out			
	Ground Fault	S	AC current leakage: 30 mA GFCI			
		O	DC current leakage: 6 mA GFCI			
	Surge Protection	O	Class-II, 4-pole SPD			
	Electrical & Safety	S	Over current, Over voltage, Under voltage, Over temperature, Earth disconnection, Phase reversal, Short circuit, Relay weld, Control pilot failure, EV diode failure			
Other Detections	O	Smoke, Tilt, Impact, Enclosure open				
USER INTERFACE & STATUS INDICATORS	Buttons	S	Emergency stop			
	User Authentication	S	QR code, Mobile app, Remote start, RFID, Pin / OTP <i>(optional)</i> , License plate <i>(optional)</i>			
	Status LED	S	Multi-color LED: Power, Charging, Diagnostic			
	Display	O	3.5" circular <i>(non-touch)</i> / 3.5" rectangular <i>(touch)</i> / 20x4 character display <i>(non-touch)</i>			
INTELLIGENCE	Power Management	O	Scheduled charging	Scheduled charging, throttled charging		
	Computer Vision	O	Parking slot availability, Vehicle detection, License plate recognition			
	Configuration	S	Dark store & forward / Complete offline / Plug & charge			
COMMUNICATION	Charger to EV	S	-	Pilot line communication <i>(Type-2 / IEC 62196)</i>		
		S	Wi-Fi			
	Cloud Connectivity	O	4G, Ethernet			
		O	BLE / WLAN to mobile app, P2P / LAN to local server			
	Communication Protocol	S	OCPP 1.6 J			
O	Customizable					
ENVIRONMENTAL	Operating Temperature	S	-25° C to +55° C			
	Operating Humidity	S	5 to 95 % relative humidity, non-condensing			
MECHANICAL	Dimensions	S	650 mm (H) \times 360 mm (W) \times 130 mm (D)			
	Material	S	Aluminium			
	Ingress Rating	S	IP-54			
	Impact	S	IK-10			
	Cooling	S	Natural			
	Mounting	S	Wall mount			
		O	Pedestal: 1,000 mm (H) \times 200 mm (W) \times 60 mm (D)			
CERTIFICATIONS	BEVC-AC001	S	ARAI	-	-	-



SONIC

RELIABLE DC FAST CHARGING



POWER OUTPUT

30 kW to 120 kW

Power output through:

- CCS2 connector
- Single & dual connectors

DESIGNED FOR THE FUTURE

- Intelligent demand management
- Upgradable power output
- Dynamic power management
- Plug & charge

RANGE OF OPTIONS

- RFID, QR, App, Pin, OTP, ALPR authentication
- 4G, Wi-Fi, ethernet connectivity
- Electrical protections for safety of user, EV, charger & location
- OCPP 1.6J

SONIC VARIANTS & SPECIFICATIONS



		S- Standard; O- Option	Sonic 30-S	Sonic 60-D	Sonic 90-D	Sonic 120-D
POWER INPUT	Input Voltage	S	415 VAC ($\pm 15\%$); 3 ϕ			
	Input Current	S	50 A / ϕ	100 A / ϕ	150 A / ϕ	200 A / ϕ
	Max. Input Power	S	30 kW	60 kW	90 kW	120 kW
	Wiring	S	L1, L2, L3, N, PE			
	Standby Power	S	<50 W			
	Internal Battery	O	2-hour power backup for controller			
	POWER OUTPUT	Number of Outputs	S	1	2	
Output Voltage		S	150 to 1,000 VDC			
Max. Current / Output		S	100 A	200 A	300 A	400 A
Max. Power / Output		S	30 kW	60 kW	90 kW	120 kW
Energy Metering		S	Class-1 (DC)			
		O	Class-1 (AC) / 3 ϕ			
Charge Resume		S	Configurable charge resume after power failure / fault recovery			
Upgradability		O	-	to 90 kW / 120 kW	to 120 kW	-
Efficiency	S	$\geq 95\%$ (peak)				
CHARGING INTERFACE	Connector	S	CCS2	CCS2 \times 2 Nos.		
	Connector Cable	S	5 meters / Customizable			
	Cable Management	O	Tension-based cable retraction			
PROTECTION	Plug-out Protection	S	Output terminated upon charging connector plug-out			
	Ground Fault	S	AC current leakage: 30 mA GFCI			
		S	DC current leakage: 6 mA GFCI			
	Voltage Surge	S	Class-II, 4-pole SPD			
	Electrical & Safety	S	Over current, Over voltage, Under voltage, Over temperature, Earth disconnection, Phase reversal, Short circuit, Contactor weld, Control pilot failure, EV diode failure, Contactor weld, Insulation monitoring			
Other Detections	S	Smoke, Tilt, Impact, Enclosure open, Blown fuse				
USER INTERFACE & STATUS INDICATORS	Buttons	S	Emergency stop			
	User Authentication	S	QR code, Mobile app, Remote start, RFID, Pin, OTP (optional), License plate (optional)			
	Status LED	S	Multi-color LED: Power, Charging, Diagnostic			
	Display	S	10" touch			
O		Customizable				
INTELLIGENCE	Power Management	O	Scheduled charging, Throttled charging			
	Demand Management	O	-	Max. power to single output when 1 EV is connected		
	Computer Vision	O	Parking slot availability, Vehicle detection, License plate recognition, Anti-collision assistance			
	Configuration	S	Dark store & forward / Complete offline / Plug & charge			
COMMUNICATION	Charger to EV	S	Power line communication (PLC)			
	Cloud Connectivity	S	Wi-Fi			
		O	4G, Ethernet			
		O	BLE / WLAN to mobile app, P2P / LAN to local server			
	Communication Protocol	S	OCPP 1.6 J			
O		Customizable				
ENVIRONMENTAL	Operating Temperature	S	-25° C to +55° C			
	Operating Humidity	S	5 to 95 % relative humidity, non-condensing			
MECHANICAL	Dimensions	S	650 mm (H) \times 700 mm (W) \times 340 mm (D)	1,650 mm (H) \times 700 mm (W) \times 500 mm (D)		
	Material	S	Aluminium			
	Ingress Rating	S	IP-54			
	Impact	S	IK-10			
	Cooling	S	Forced air			
	Mounting	S	Pedestal	Floor Mount		
CERTIFICATIONS	IS 17017 / IEC 61851	S	In-process			
	CE	S	In-process			



SUPER SONIC

DC SUPER FAST CHARGING



POWER OUTPUT

180 kW to 240 kW

Power output through:

- CCS2 connector
- Single, dual & quadruple connector options

DESIGNED FOR THE FUTURE

- Intelligent demand management
- Upgradable power output
- Dynamic power management
- Plug & charge

RANGE OF OPTIONS

- RFID, QR, App, Pin, OTP, ALPR authentication
- 4G, Wi-Fi, ethernet connectivity
- Electrical protections for safety of user, EV, charger & location
- OCPP 1.6J

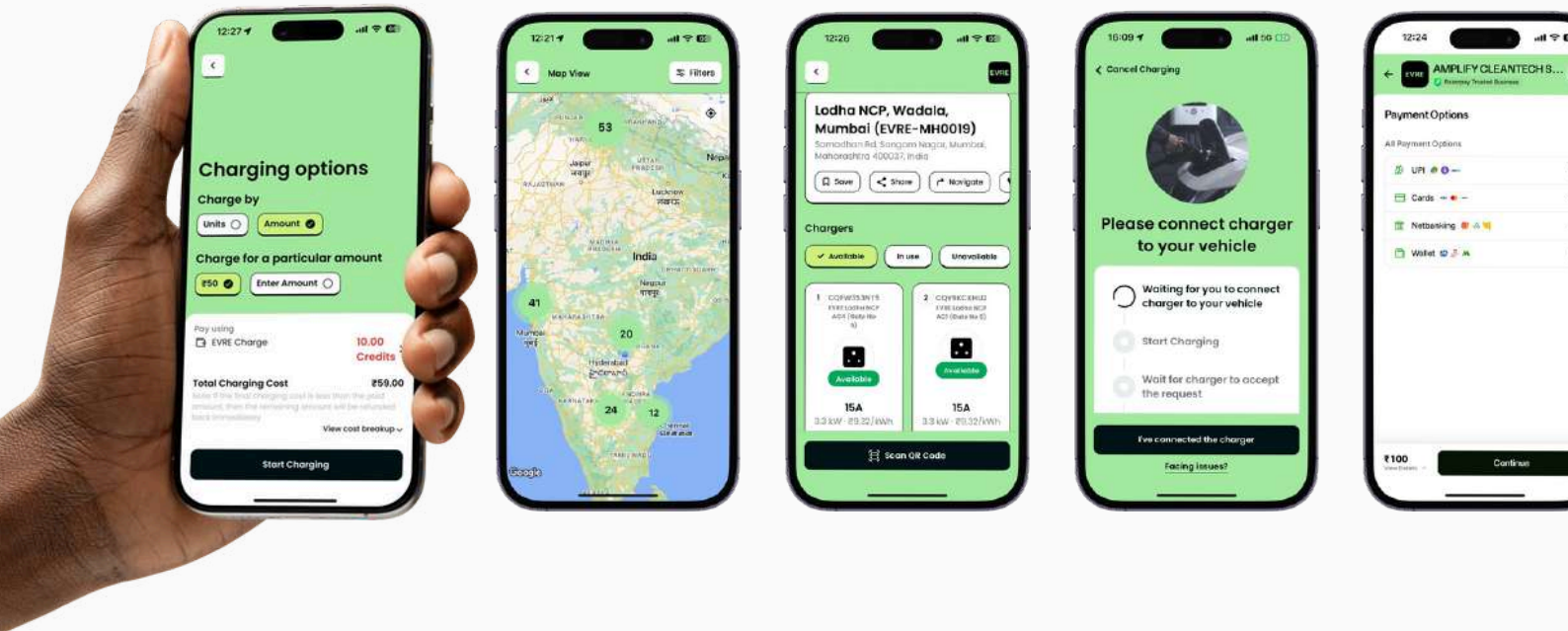
SUPER SONIC VARIANTS & SPECIFICATIONS



S- Standard; O- Option			Super Sonic 180-S	Super Sonic 180-D	Super Sonic 240-D	Super Sonic 240-Q
POWER INPUT	Input Voltage	S	415 VAC ($\pm 15\%$); 3 ϕ			
	Input Current	S	300 A / ϕ		400 A / ϕ	
	Max. Input Power	S	180 kW		240 kW	
	Wiring	S	L1, L2, L3, N, PE			
	Standby Power	S	<50 W			
	Internal Battery	O	2-hour power backup for controller			
POWER OUTPUT	Number of Outputs	S	1	2		4
	Output Voltage	S	150 to 1,000 VDC			
	Max. Current / Output	S	600 A		800 A	
	Max. Power / Output	S	180 kW		240 kW	
	Energy Metering	S	Class-1 (DC)			
		O	Class-1 (AC) / 3 ϕ			
	Charge Resume	S	Configurable charge resume after power failure / fault recovery			
	Upgradability	O	Upgradable to 240 kW		-	
CHARGING INTERFACE	Efficiency	S	$\geq 95\%$ (peak)			
	Connector	S	CCS2	CCS2 \times 2 Nos.		CCS2 \times 4 Nos.
	Connector Cable	S	5 meters / Customizable			
	Cable Management	O	Tension-based cable retraction			
PROTECTION	Plug-out Protection	S	Output terminated upon charging connector plug-out			
	Ground Fault	S	AC current leakage: 30 mA GFCI			
		S	DC current leakage: 6 mA GFCI			
	Voltage Surge	S	Class-II, 4-pole SPD			
	Electrical & Safety	S	Over current, Over voltage, Under voltage, Over temperature, Earth disconnection, Phase reversal, Short circuit, Contactor weld, Control pilot failure, EV diode failure, Contactor weld, Insulation monitoring			
	Other Detections	S	Smoke, Tilt, Impact, Enclosure open, Blown fuse			
USER INTERFACE & STATUS INDICATORS	Buttons	S	Emergency stop			
	User Authentication	S	QR code, Mobile app, Remote start, RFID, Pin, OTP (optional), License plate (optional)			
	Status LED	S	Multi-color LED: Power, Charging, Diagnostic			
	Display	S	10" touch			
O		Customizable				
INTELLIGENCE	Power Management	O	Scheduled charging, Throttled charging			
	Demand Management	O	-	Max. power to single output when 1 EV is connected		
	Computer Vision	O	Parking slot availability, Vehicle detection, License plate recognition, Anti-collision assistance			
	Configuration	S	Dark store & forward / Complete offline / Plug & charge			
COMMUNICATION	Charger to EV	S	Power line communication (PLC)			
	Cloud Connectivity	S	Wi-Fi			
		O	4G, Ethernet			
		O	BLE / WLAN to mobile app, P2P / LAN to local server			
	Communication Protocol	S	OCPP 1.6 J			
O		Customizable				
ENVIRONMENTAL	Operating Temperature	S	-25° C to +55° C			
	Operating Humidity	S	5 to 95 % relative humidity, non-condensing			
MECHANICAL	Dimensions	S	1,650 mm (H) \times 700 mm (W) \times 800 mm (D)			
	Material	S	Aluminium			
	Ingress Rating	S	IP-54			
	Impact	S	IK-10			
	Cooling	S	Liquid			
	Mounting	S	Floor Mount			
CERTIFICATIONS	IS 17017 / IEC 61851	S	In-process			
	CE	S	In-process			

EVRE CHARGE APP

ENABLING ANY EV USER TO CHARGE



INTUITIVE

- Discover
- Reserve
- Navigate
- Start / stop charging

INTEGRATED

- QR & tap to start
- Multiple payment options with wallet
- Prepaid / postpaid payment
- OCPP compliant

INSIGHTFUL

- Review session summary
- Track historical charging session data

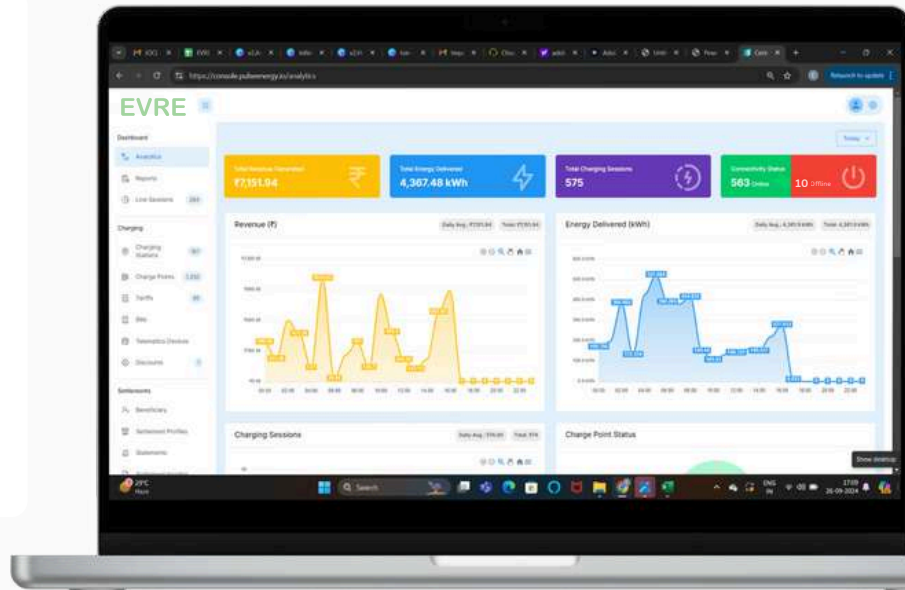


Available on App store
and on Google play

EVRE CHARGE DASHBOARD

COMPLETE CONTROL OVER YOUR EV CHARGING INFRASTRUCTURE

- Real-time status of all chargers
- Live charging data
- User, charger & tariff management
- Charger & user specific utilization data
- Integrated billing system
- Track revenue by user & charger
- Historical data & reports
- Custom APIs



VALUE FOR EVERY USE-CASE

BUILDING MANAGEMENT

- Online / offline charging for residents
- Monthly user charging data, reports
- Automated invoicing / billing data
- Integration with BMS / EMS

CHARGE POINT OPERATORS

- Real-time status
- Offline / fault alerts
- User-based tariffs
- Charger & hub-based reports
- Supports OCPI / Roaming


FLEETS OPERATORS

- User-based & EV-based authentication
- EV-based utilization reports
- Historical charging data
- API integration with other systems



LET'S CHAT

 hello@evre.in

 +91 90524 90524

 www.evre.in

Additional information

We reserve the right to make technical changes or modify the contents of this document without prior notice. With regard to purchase orders, the agreed particulars shall prevail. Amplify Mobility Pvt Ltd does not accept any responsibility whatsoever for potential errors or possible lack of information in this document.

We reserve all rights in this document and in the subject matter, images and illustrations contained therein. Any reproduction, disclosure to third parties or utilization of its contents – in whole or in parts – is forbidden without prior written consent of Amplify Mobility Pvt Ltd.

EVRE

Copyright© 2024 EVRE
All rights reserved.